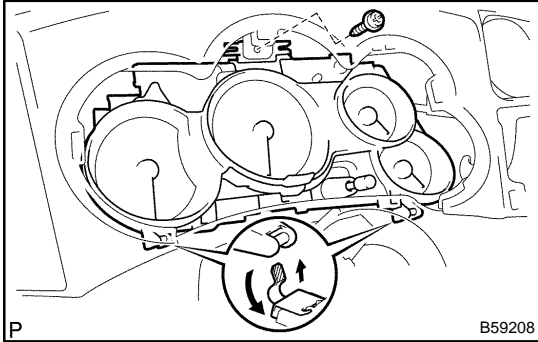


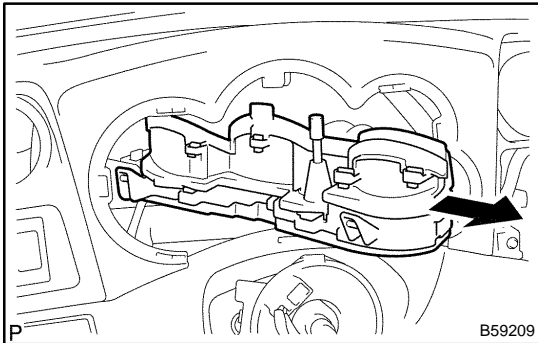
COMBINATION METER ASSY OVERHAUL

1. REMOVE METER HOOD SUB-ASSY(See page 71-10)

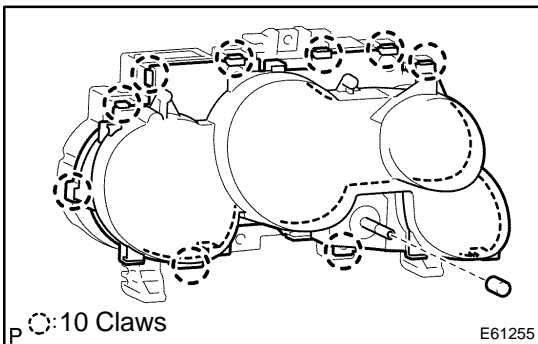


2. REMOVE COMBINATION METER ASSY

- (a) Remove the screw.
- (b) Disengage the 2 claws as shown in the illustration.

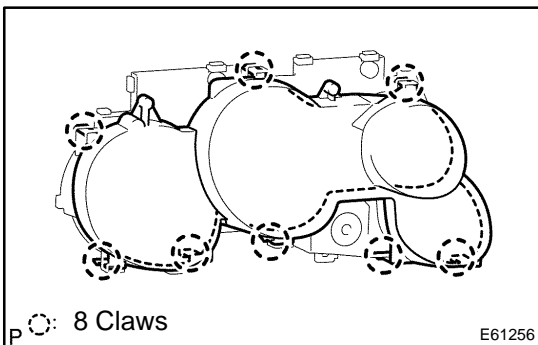


- (c) Disconnect connector, then remove the combination meter assy, as shown in the illustration.



3. REMOVE COMBINATION METER GLASS

- (a) Remove the trip knob.
- (b) Disengage the 10 claws and remove the window plate.



- (c) Disengage the 8 claws and remove the combination meter glass.