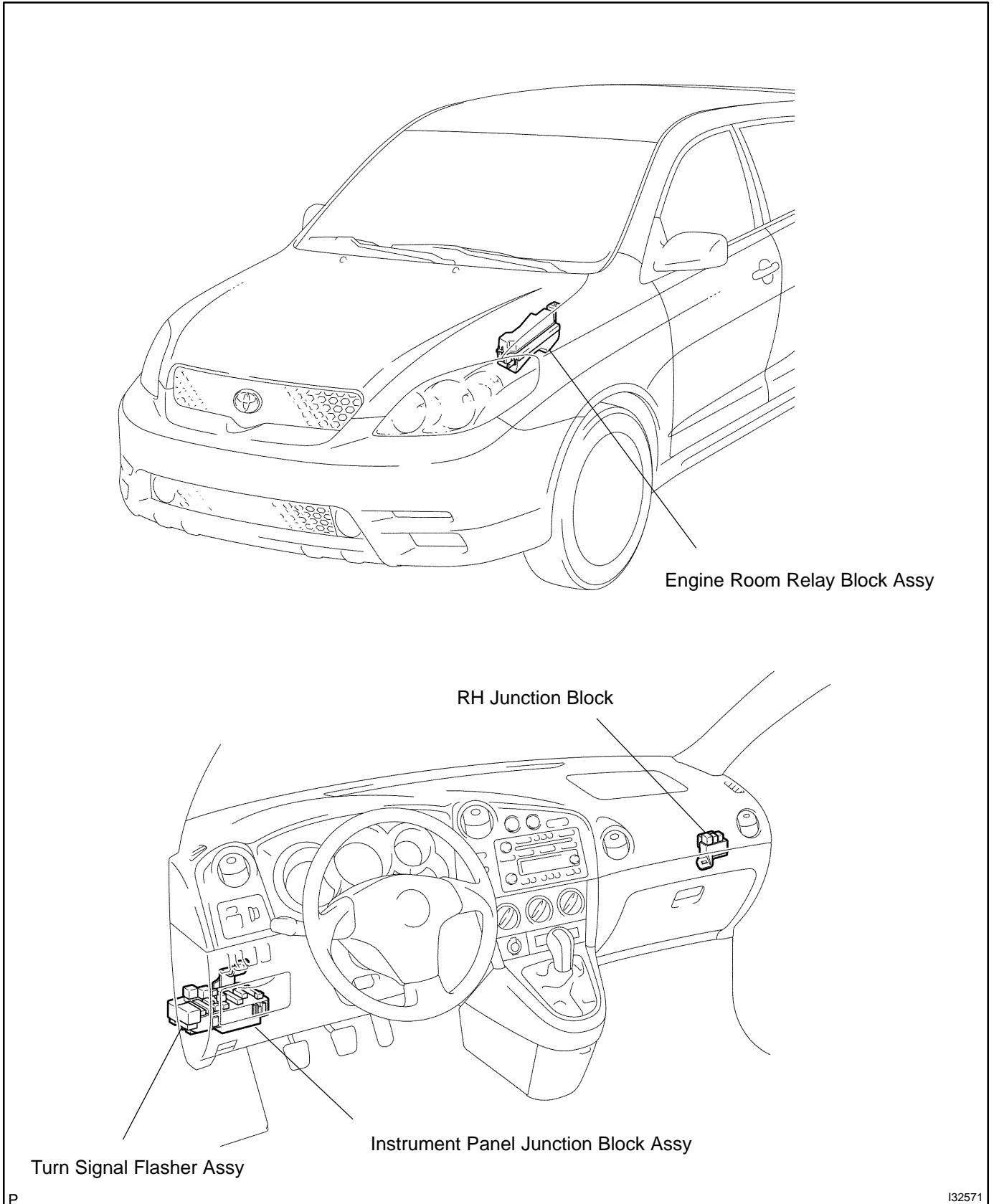


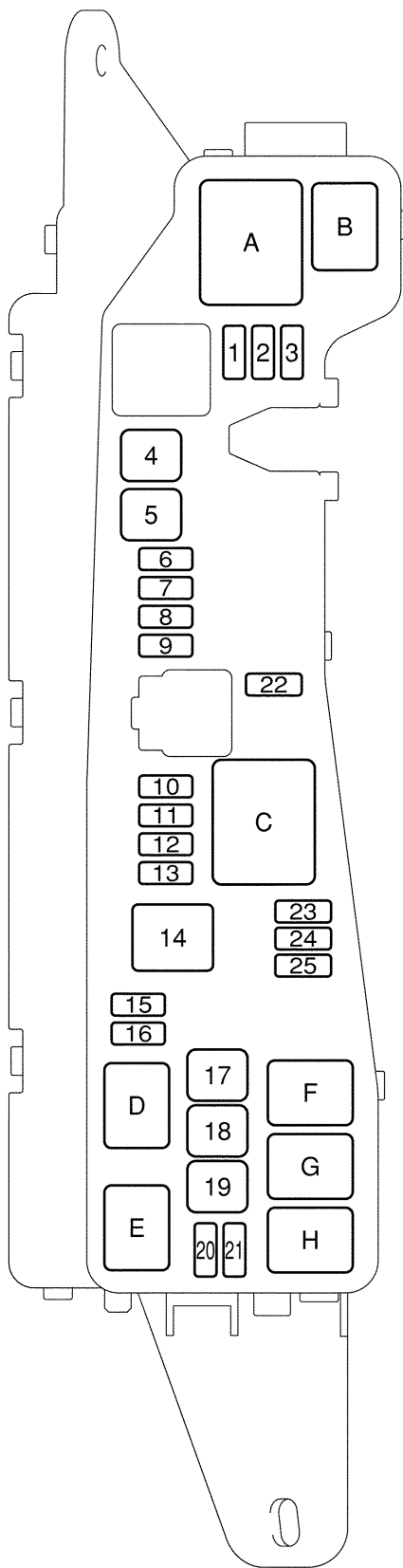
POWER SOURCE LOCATION

68038-01



132571

Engine Room Relay Block Assy



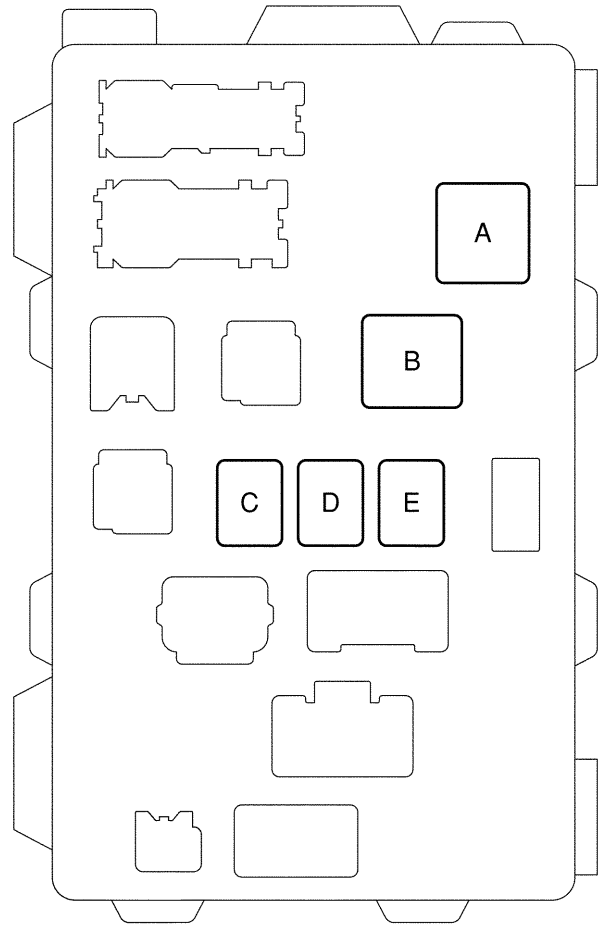
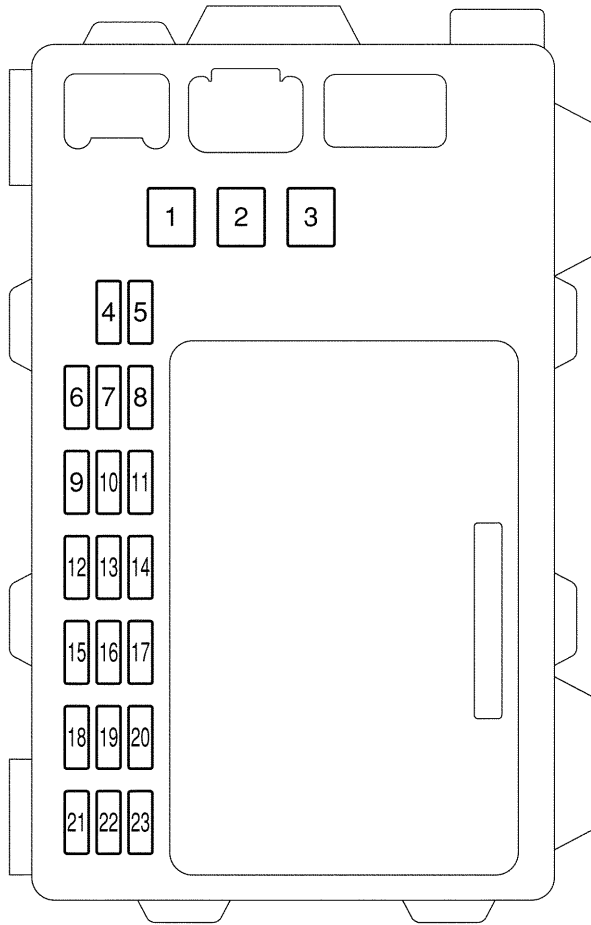
FUSE

1, -	
2, HEAD RH LWR	10 A
3, HEAD LH LWR	10 A
4, -	
5, HEAD MAIN	40 A
6, ALT-S	5 A
7, EFI	15 A
8, HAZARD	10 A
9, HORN	10 A
10, DOME	15 A
11, MAIN	30 A
12, -	
13, -	
14, ALT	100 A
15, HEAD RH UPR	10 A
16, HEAD LH UPR	10 A
17, ABS No. 2	40 A
18, RDI FAN	40 A
19, ABS No. 1	30 A
20, FOG	15 A
21, -	
22, -	
23, SPARE	10 A
24, SPARE	15 A
25, SPARE	30 A

RELAY

A, HEAD	E, FOG
B, M/G CLT	F, HORN
C, DIMMER	G, FAN No. 2
D, EFI	H, FAN No. 1

Instrument Panel Junction Block Assy



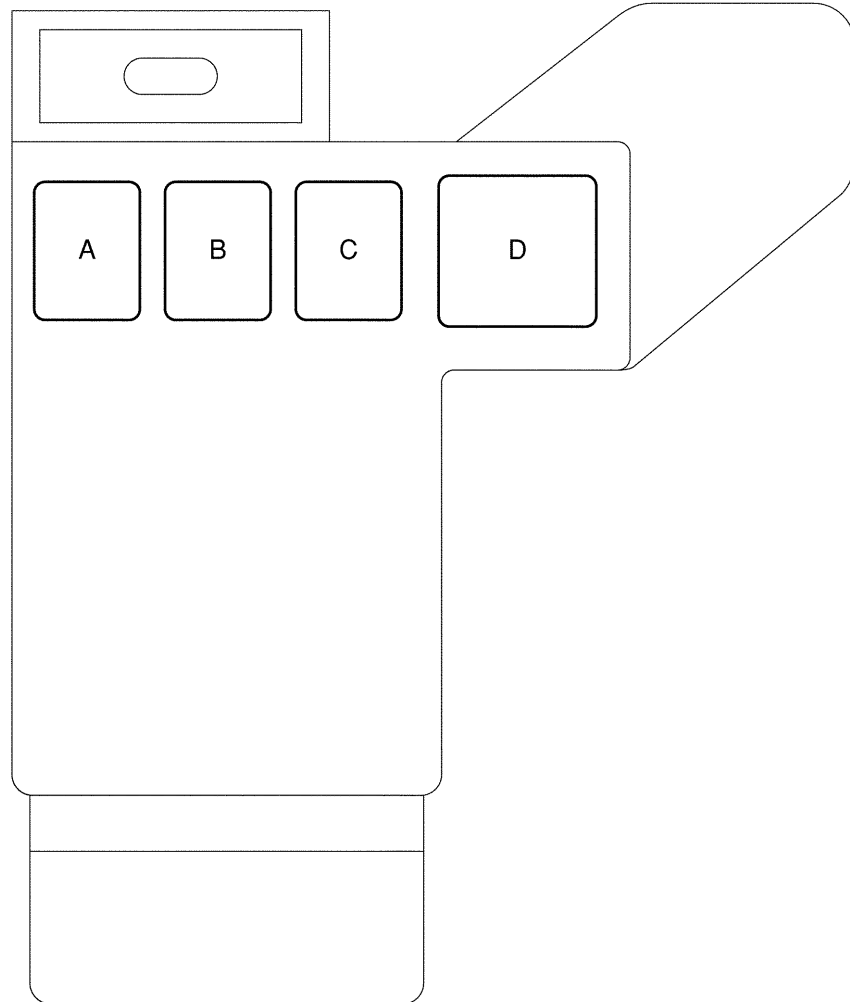
FUSE

RELAY

1, HEATER	40 A	13, -	
2, DEFOG	30 A	14, CIG	15 A
3, POWER	30 A	15, -	
4, A/C	10 A	16, AM1	25 A
5, M-HTR/DEF I-UP	10 A	17, ECU-B	10 A
6, AM2	15 A	18, OBD	7.5 A
7, RR WIPER	15 A	19, DOOR	25 A
8, WASHER	15 A	20, P/POINT	15 A
9, WIPER	25 A	21, TAIL	15 A
10, ECU-IG	10 A	22, STOP	15 A
11, GAUGE	10 A	23, INV	15 A
12, -			

A, ST
B, DEF
C, C/OPN
D, P/W
E, IG 1

RH Junction Block



RELAY

- A, INVERTER
- B, TAIL
- C, P-POINT
- D, HTR