MANUAL TRANSAXLE ASSY (C60)

41080–01

COMPONENTS

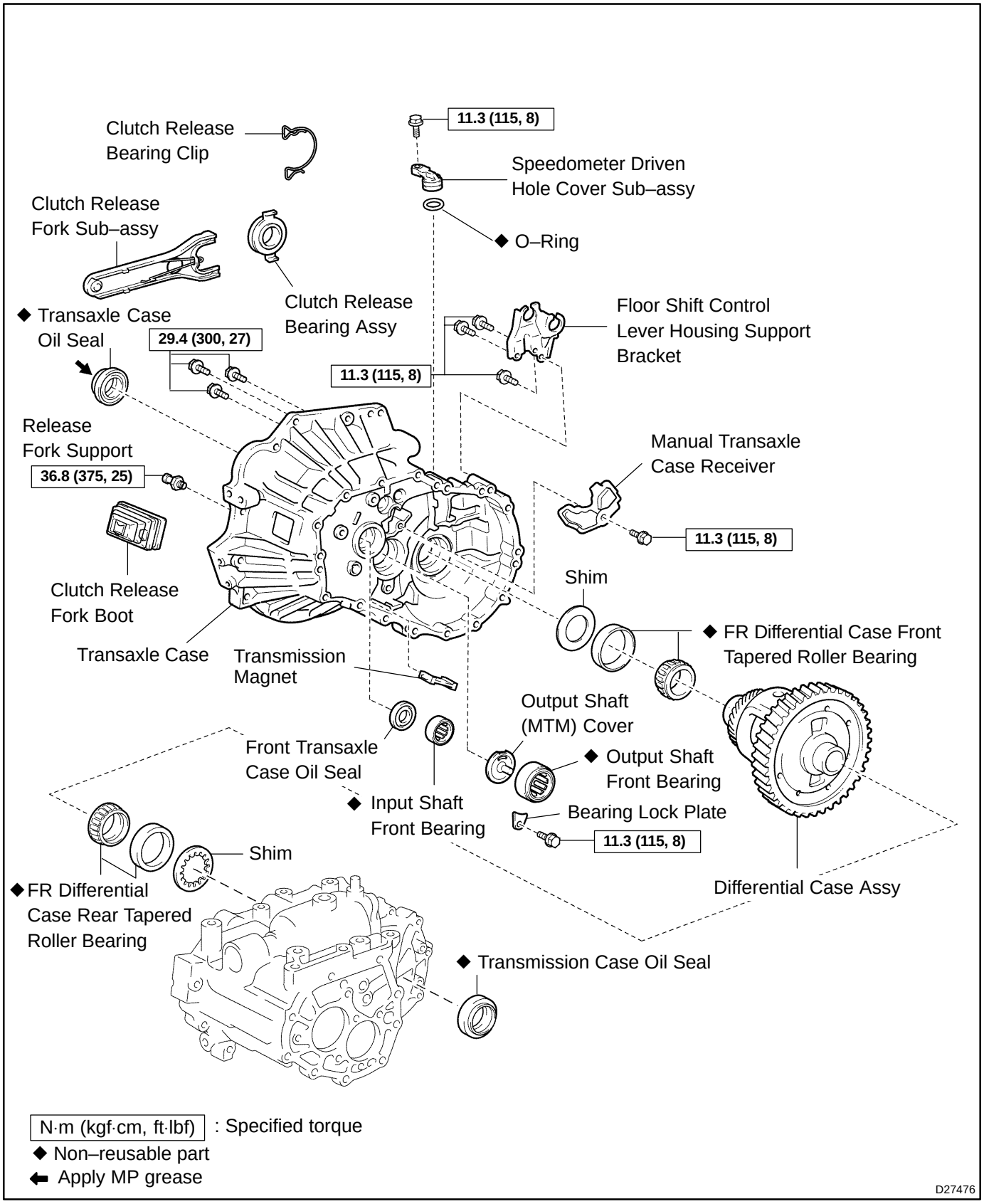

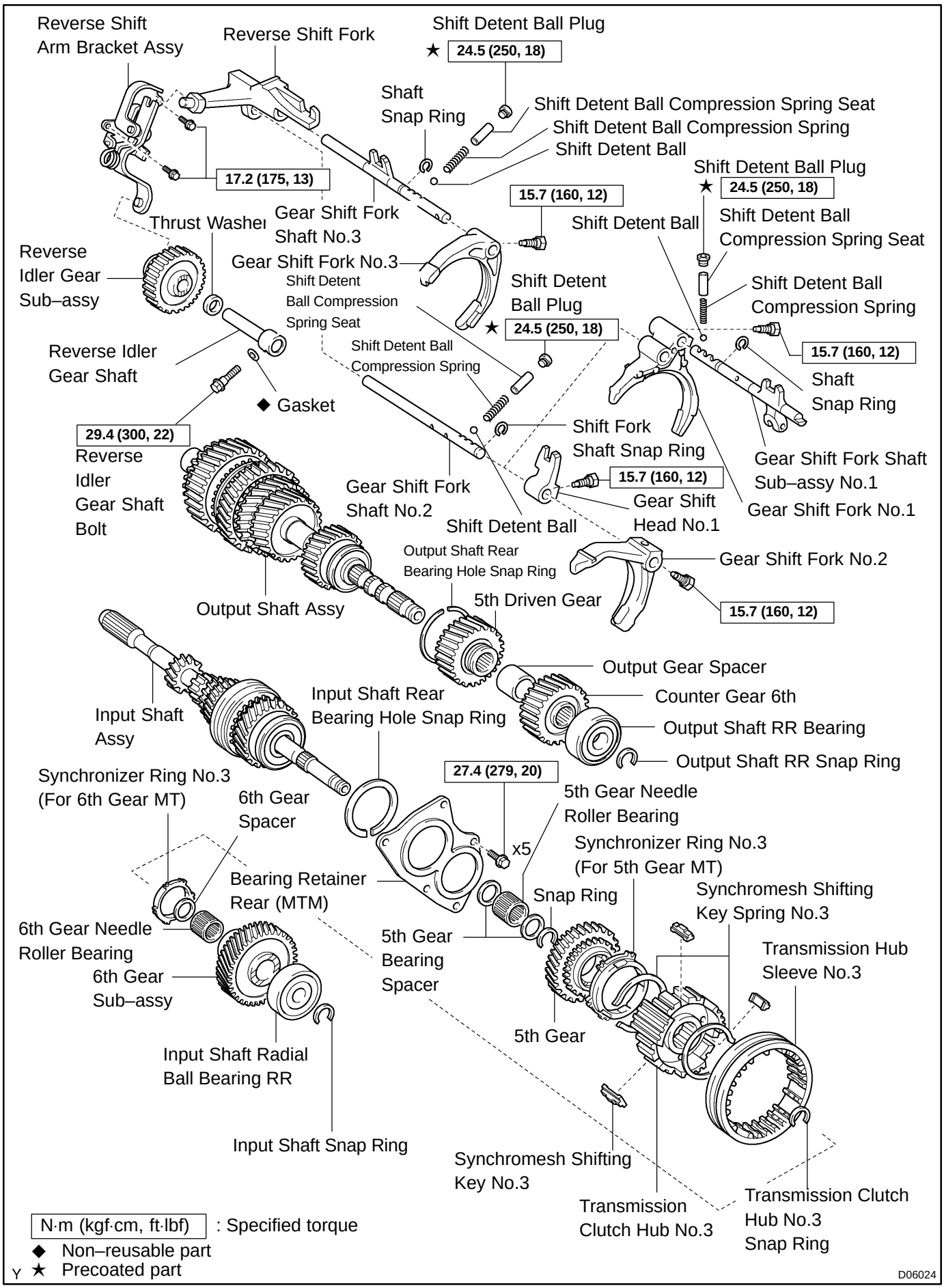
Reverse Shift Arm Bracket Assy
Reverse Shift Fork
Shift Detent Ball Plug
★ 24.5 (250, 18)
Shaft Snap Ring
Shift Detent Ball Compression Spring Seat
Shift Detent Ball Compression Spring
Shift Detent Ball
17.2 (175, 13)
Shift Detent Ball Plug
★ 24.5 (250, 18)
15.7 (160, 12)
Gear Shift Fork Shaft No.3
Thrust Washer
Shift Detent Ball
Shift Detent Ball Compression Spring Seat
Reverse Idler Gear Sub–assy
Gear Shift Fork No.3
Shift Detent Ball Compression Spring Seat
Shift Detent Ball Plug
★ 24.5 (250, 18)
Shift Detent Ball Compression Spring
Reverse Idler Gear Shaft
Shift Detent Ball Compression Spring
15.7 (160, 12)
Shaft Snap Ring
◆ Gasket
29.4 (300, 22)
Reverse Idler Gear Shaft Bolt
Shift Fork Shaft Snap Ring
Gear Shift Fork Shaft Sub–assy No.1
15.7 (160, 12)
Gear Shift Fork Shaft No.2
Gear Shift Head No.1
Gear Shift Fork No.1
Shift Detent Ball
Output Shaft Rear Bearing Hole Snap Ring
Gear Shift Fork No.2
5th Driven Gear
Output Shaft Assy
15.7 (160, 12)
Output Gear Spacer
Input Shaft Rear Bearing Hole Snap Ring
Counter Gear 6th
Input Shaft Assy
Output Shaft RR Bearing
Output Shaft RR Snap Ring
Synchronizer Ring No.3 (For 6th Gear MT)
27.4 (279, 20)
6th Gear Spacer
5th Gear Needle Roller Bearing
x5
Synchronizer Ring No.3 (For 5th Gear MT)
Bearing Retainer Rear (MTM)
Snap Ring
Synchromesh Shifting Key Spring No.3
6th Gear Needle Roller Bearing
5th Gear Bearing Spacer
Transmission Hub Sleeve No.3
6th Gear Sub–assy
5th Gear
Input Shaft Radial Ball Bearing RR
Input Shaft Snap Ring
Synchromesh Shifting Key No.3
Transmission Clutch Hub No.3
Transmission Clutch Hub No.3 Snap Ring
N·m (kgf·cm, ft·lbf) : Specified torque
◆ Non–reusable part
Y ★ Precoated part
D06024

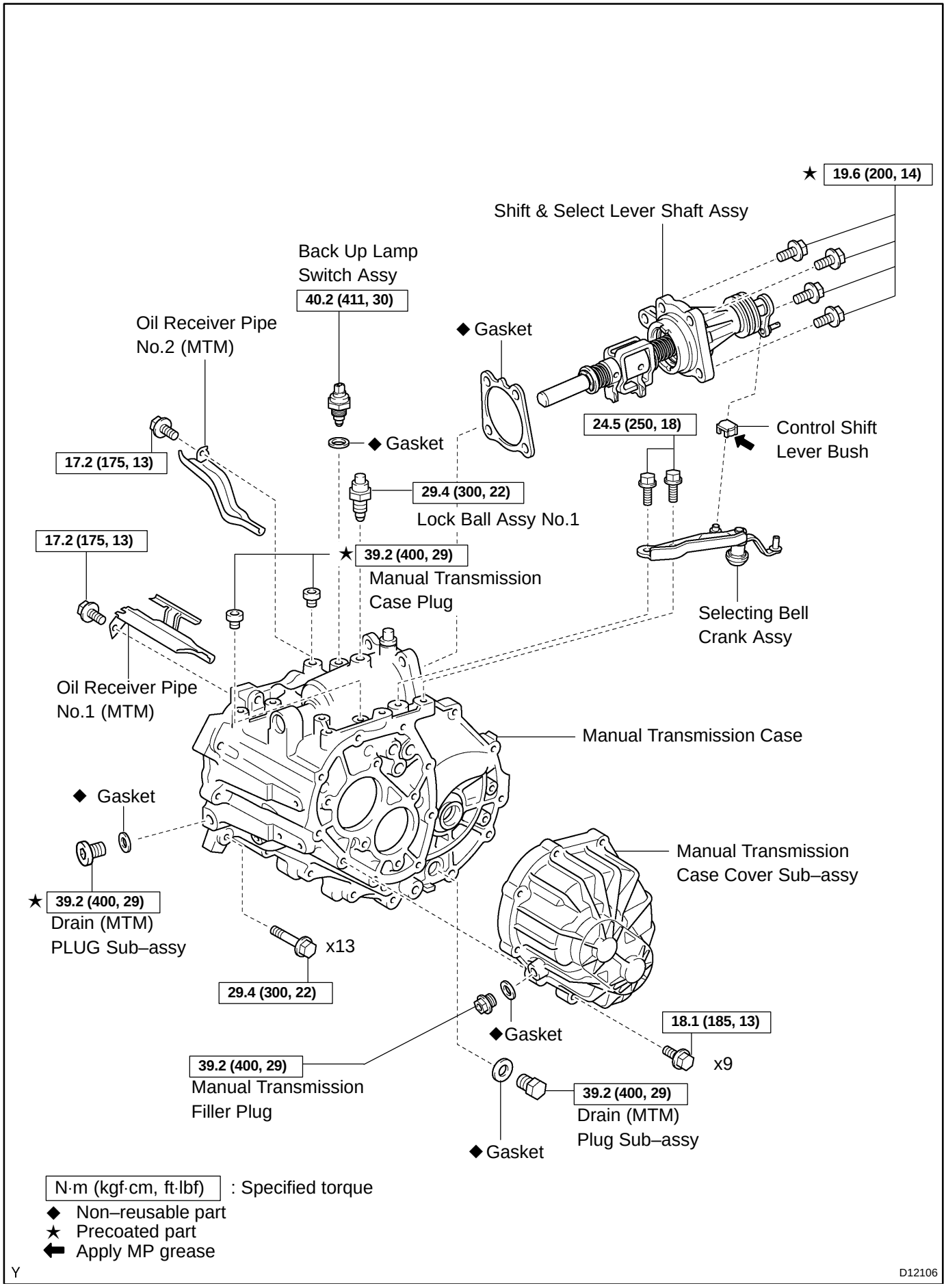
★ 19.6 (200, 14)
Shift & Select Lever Shaft Assy
Back Up Lamp Switch Assy
40.2 (411, 30)
Oil Receiver Pipe No.2 (MTM)
◆ Gasket
◆ Gasket
24.5 (250, 18)
Control Shift Lever Bush
17.2 (175, 13)
29.4 (300, 22)
Lock Ball Assy No.1
17.2 (175, 13)
★ 39.2 (400, 29)
Manual Transmission Case Plug
Selecting Bell Crank Assy
Oil Receiver Pipe No.1 (MTM)
Manual Transmission Case
◆ Gasket
Manual Transmission Case Cover Sub–assy
★ 39.2 (400, 29)
Drain (MTM) PLUG Sub–assy
x13
29.4 (300, 22)
◆Gasket
18.1 (185, 13)
x9
39.2 (400, 29)
Manual Transmission Filler Plug
39.2 (400, 29)
Drain (MTM) Plug Sub–assy
◆ Gasket
N·m (kgf·cm, ft·lbf) : Specified torque
◆ Non–reusable part
★ Precoated part
Apply MP grease
Y
D12106