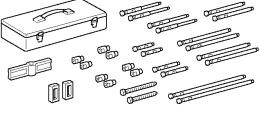
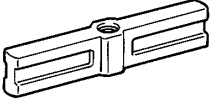

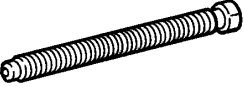




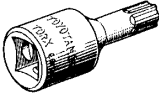
# CRUISE CONTROL PREPARATION

## SST

021BU-01

	09950-50013 Puller C Set	CRUISE CONTROL MAIN SWITCH ASSY
	(09951-05010) Hanger 150	CRUISE CONTROL MAIN SWITCH ASSY
	(09952-05010) Slide Arm	CRUISE CONTROL MAIN SWITCH ASSY
	(09953-05020) Center Bolt 150	CRUISE CONTROL MAIN SWITCH ASSY
	(09954-05021) Claw No.2	CRUISE CONTROL MAIN SWITCH ASSY

### Recommended Tools

	09041-00030 Torx Driver T30	INSTRUMENT PANEL SAFETY PAD SUB-ASSY
	09042-00010 Torx Socket T30	INSTRUMENT PANEL SAFETY PAD SUB-ASSY

### Equipment

Torque wrench	
Adhesive Tape	